


Shana, the Sheep, and the Fish



This is Shana. She has a fuzzy pet sheep. The sheep is big and very cute. Shana's sheep's name is Mash.



Mash is feeling sad and lonely. She has no friends. "I wish I had a friend," she thinks.



Shana thinks, "Mash is very big. I can't bring home another big pet." She said to herself. "But a fish will be just fine!"

Shalom's Pet Shop



So, Shana goes to Shalom's pet shop. She finds a small, quiet fish swimming in a tank. Shana thinks, "This fish will be a good friend for Mash."















This is your fish friend, Mash!

Shana puts the fish in a bag and takes it home. She is happy. "Mash will like this friend," she thinks. When Shana got home, she put the fish in a dish. She gave the fish to Mash.



Mash looked at the small, quiet fish in the dish. The fish swam quickly. "We need to give it a name," Mash thinks. Mash felt happy. She finally had a friend!

Word List

1		Shana	
2		Mash	
3		sheep	
4		fish	
5		wish	
6		dish	
7		friend	
8		think	
9		fuzzy	
10		shop	
11		name	
12		home	

Online Game: link

<https://wordwall.net/play/76543/002/588>

Game:

"Shana's Word Treasure Hunt"

Objective:

To reinforce vocabulary and understanding of target words through a hands-on, interactive treasure hunt.

Materials Needed:

- Index cards or slips of paper
- Markers
- A small box or container (for the "treasure")
- Tape or magnets (for hiding the cards)
- A list of vocabulary words with their meanings (in Arabic) and pictures

Setup:

1. **Prepare the Vocabulary Cards:**
 - Write each vocabulary word from the lesson (e.g., "sheep," "fish," "wish") on separate index cards.
 - Write the corresponding meanings in Arabic on additional index cards and include pictures of the words.
2. **Hide the Cards:**
 - Hide the word cards, meaning cards, and picture cards around the room or designated play area.

How to Play:

1. **Treasure Hunt:**
 - The learner searches for the hidden word and meaning cards.
 - When a word card is found, the learner should look for its matching meaning card.
 - The learner matches each word with its corresponding meaning and picture.
2. **Word Usage Challenge:**
 - After finding and matching all the cards, the learner must use each word in a sentence. For example, if they find "fish" and "سمك," they might say, "The fish swims in the water."
3. **Review and Rewards:**
 - Review each matched pair with the learner to ensure they understand the words and their meanings.
 - Provide a small reward or sticker for successfully completing the hunt and correctly using the words in sentences.

Lesson 38, Target letter sh

Text by: Anwar Abd Alhaleem & Amal Napso,
Pictures by Anwar Abd Alhaleem