



Danny is a Star



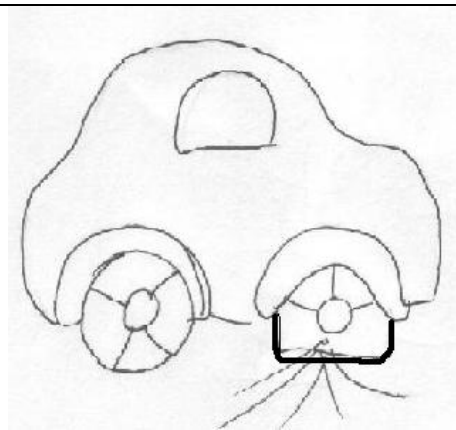
This is Bill. He rides a red car.
He has a party. He is sad. Is he late?




This is Danny. He rides a red bike.
He is in the army.
He helps friends. He is happy.




It is dark. Bill rides fast.
Danny's bike is far.



The car's tire! The car's tire is flat!















"Help!" yells Bill.
"I can help," Danny yells back.



Danny helps Bill.
Bill is happy. He is at the party.
He isn't late. Bill said, "Danny is my star!"

Word List

1		car	
2		star	
3		far	
4		party	
5		dark	
6		army	
7		tire	
8		happy	
9		sad	
10		bike	
11		friends	
12		yells	

"I can guess the word you chose"

Instructions

Pupil chooses a word from the list (1-12).

Teacher points to each column and asks pupil if he sees the word he chose.

Teacher counts up the dots on top of the chosen columns.

The sum is the number of the word on the list.

Example: army.

Army (num. 6 on the list) appears under dots .. and

You can use this game for other lessons - just change the twelve words on the list, and place them in the appropriate column. Your learners might like doing this "magic" for their friends!

- 1) car
- 2) star
- 3) far
- 4) party
- 5) dark
- 6) army
- 7) tire
- 8) happy
- 9) sad
- 10) bike
- 11) friends
- 12) yells

	•	••	••••	••••••••
friends		far	party	yells
sad		bike	dark	happy
tire		star	army	sad
dark		army	tire	bike
car		tire	yells	friends
far		friends		