

The Knight and the Princess



Once upon a time, there was a brave and handsome knight whose name was Wren. He was a guest in the princess's castle. Wren was a good guitarist.



Wren very much wanted to play the guitar for the princess. He knocked on the princess's door. He knocked and knocked, but she didn't answer.



His wrist was getting tired, so he looked around for something else to knock with. Aha! He spotted a knife on a nearby table.



Just as he was reaching for the knife, a guard came marching down the hall. "Do you know what time it is?!" the guard shouted. Luckily he didn't see the knife. He might have put Wren in prison.















Wren the knight suddenly felt guilty as he looked at his watch. "My goodness, it is only 6 in the morning! It was wrong to knock. I feel so silly."



The knight decided to leave a handwritten note for the princess instead. He carefully wrote a sweet message for her and wrapped it nicely with a knot tied around it.

Lesson 83, Target letters kn, gu, wr by: Wendy Barrish and Jessica Musnitzky

Word List

1		knight	
2		knock	
3		knife	
4		know	
5		write	
6		wrote	
7		wrong	
8		wrap	
9		guess	
10		guitar	
11		guard	
12		guest	

Silent Letters Game for WR, KN, and GU- Lesson 83

This game is designed for a class – adapt for a smaller group.

1. Print out the word cards sheet, and cut them out before the game. You can choose to laminate them and save them for further use.
2. Pass out the cards (which each have a different silent letter combination), and ask the students to find other students who are holding a card with the same silent letter combination. There should be 3 groups.
3. Once the students are in their groups, hand out the story, and have the groups read the story together. At this point, hand out a word bank to each team. (there are 2 per page, so you can print 2 pages and cut them in half.)
4. While reading the story the students need to:
 - A. Identify and circle all silent letter words
 - B. Write each silent letter word in the correct column of the word bank
5. Whichever group finishes reading the story, and filling out the word bank first, wins!

Lesson 83, Target letters kn, gu, wr by: Wendy Barrish and Jessica Musnitzky

Names: _____

Group: _____

Word Bank

WR	KN	GU

Names: _____

Group: _____

Word Bank

WR	KN	GU

Word Cards

knight

knock

knead

knife

knit

knee

knob

know

knot

wrong

write

wrap

writer

wrench

wrote

writing

wrist

guess	guide	guest
guilt	guard	guitar
guilty	guild	